

Sovereign Staff Retirement Fund

Cash Fund

Fund Update for the year ended 31 March 2020

This fund update was first made publicly available on: 18 June 2020

What is the purpose of this update?

This document tells you how the Cash Fund has performed and what fees were charged. The document will help you to compare the fund with other funds. The Trustees of the Sovereign Staff Retirement Fund prepared this update in accordance with the Financial Markets Conduct Act 2013. This information is not audited and may be updated.

Description of this fund

The Cash Fund is more suitable for risk-averse investors looking for a very stable low-risk return for a short period. As the fund only invests in income-producing asset classes, the opportunity to provide long term capital growth is extremely limited.

The investment objective of the fund is to provide a total return that exceeds the S&P/NZX 90-Day Bank Bill Index before tax and fees over rolling three year periods.

Total value of the fund	\$4,170
Number of investors in the fund	1
The date the fund started	01 June 2000

What are the risks of investing?

Risk Indicator for the Cash Fund

Lower risk	1	2	3	4	5	6	7	Higher risk
Potentially lower returns								Potentially higher returns

The risk indicator is rated from 1 (low) to 7 (high). The rating reflects how much the value of the fund's assets goes up and down. A higher risk generally means higher potential returns over time, but more ups and downs along the way.

To help you clarify your own attitude to risk, you can seek financial advice or work out your risk profile at <http://www.sorted.org.nz/tools/investor-kickstarter>

Note that even the lowest category does not mean a risk-free investment, and there are other risks that are not captured by this rating.

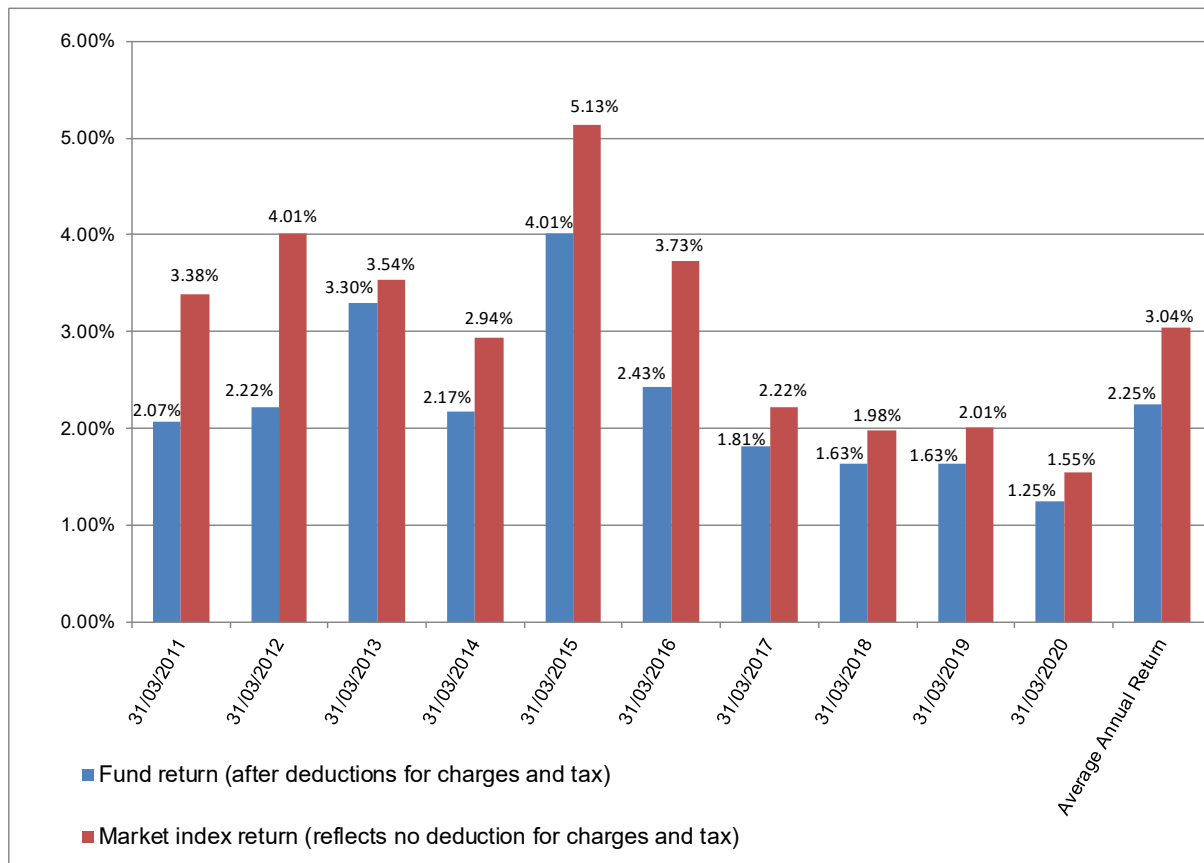
The risk indicator is not a guarantee of a fund's future performance. The risk indicator is based on the returns data for a 5 year period to 31 March 2020. While risk indicators are usually relatively stable, they do shift from time to time. The risk indicator will continue to be updated in future fund updates.

How has the fund performed?

	Average over past 5 years	Past year
Annual return (after deductions for charges and tax)	1.75%	1.25%
Annual return (after deductions for charges but before tax)	2.44%	1.79%
Market index annual return (reflects no deductions for charges and tax)	2.30%	1.55%

The market index return is based on the target investment mix asset allocation weighted sum of the asset class market index return over the period. The current target investment mix and asset class market indices are each as described in the Statement of Investment Policy and Objectives (SIPO). Additional information about the market index is available on the offer register at <http://www.business.govt.nz/disclose/> (search for Sovereign Staff Retirement Fund).

Annual return graph



This shows the return after fund charges and tax for each of the last 10 years ending 31 March. The last bar shows the average annual return for the last 10 years, up to 31 March 2020.

Important: This does not tell you how the fund will perform in the future.

What fees are investors charged?

Investors in the Cash Fund are charged fund charges. In the year to 31 March 2020 these were:

	% of net asset value
Total fund charges ¹	0.00%
<i>Which are made up of:</i>	
Total management and administration charges	0.00%
Including:	
Manager's basic fee	0.00%
Other management and administration charges	0.00%
Total performance-based fees	0.00%
Other charges	Dollar amount per investor
	\$0.00

Investors may also be charged individual action fees for specific actions or decisions (for example, for withdrawing from or switching funds). Such fees are not currently charged for the Cash Fund.

Small differences in fees and charges can have a big impact on your investment over the long term.

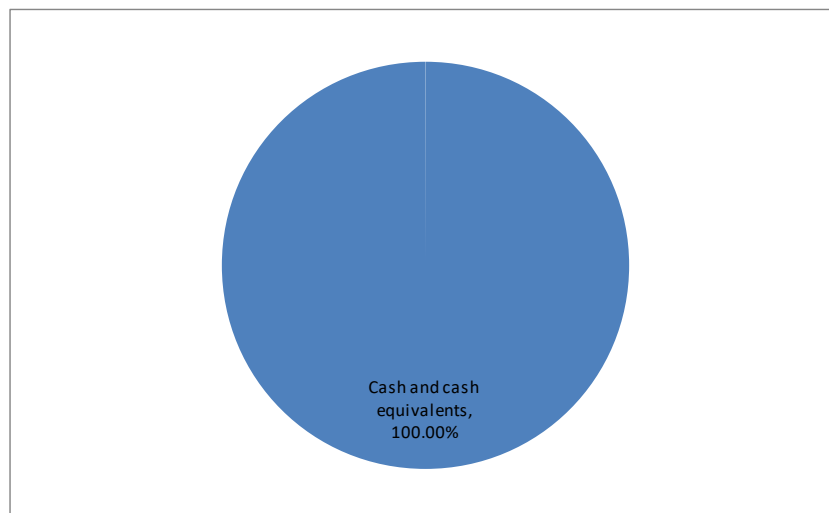
Example of how this applies to an investor

John had \$10,000 in the fund at the start of the year and did not make any further contributions. At the end of the year, John received a return after fund charges were deducted of \$125 (that is 1.25% of his initial \$10,000). John did not pay any other charges. This gives John a total return after tax of \$125 for the year.

What does the fund invest in?


Actual investment mix

This shows the types of assets that the fund invests in.



Target investment mix

This shows the mix of assets that the fund generally intends to invest in.



Top 10 investments

Name		Percentage of net asset value of the fund	Type	Country	Credit rating (if applicable)
1	ASB Bank Account NZD	99.86%	Cash and cash equivalents	New Zealand	A-1+

The top 10 investments make up 99.86% of the net asset value of the fund.

Key personnel

This shows the directors and employees who have the most influence on the investment decisions of the fund.

Name	Current position	Time in current position	Previous or other position	Time in previous or other position
Linda Page	Investment Committee member	1 year and 1 month	Chief Financial Officer, AIA (current position) and Acting Chief Financial Officer, (previous position)	1 year and 9 months 11 months
Doune Connett	Investment Committee member	1 year and 1 month	Chief Risk Officer, AIA (current position) and Asset & Liability Committee Member (previous position)	2 years and 1 month 21 years and 5 months

Name	Current position	Time in current position	Previous or other position	Time in previous or other position
Marco Welgemoed	Investment Committee member	1 year and 1 month	Appointed Actuary, AIA (current position)	1 year and 5 months
Nicholas Stanhope	Investment Committee member	1 year and 1 month	Chief Executive Officer, AIA (current position) and Asset & Liability Committee Member (previous position)	4 years and 2 months 3 years and 2 months

Further information

You can also obtain this information and some additional information from the offer register at <http://www.business.govt.nz/disclose/> (search for Sovereign Staff Retirement Fund).

Notes

1. Fund charges are nil as they are paid from the Scheme's unallocated balance and therefore not charged to investors.